

Notice of Hearing 2025-2026 Budget

The governing body of Unified School District 479 will meet on the 8th day of September 2025 at 6:50 PM at 603 E. Broad St., Colony, KS 66015 for the purpose of hearing and answering objections of taxpayers relating to the proposed use of all funds and the amount of tax to be levied. Detailed budget information, including budget profile, building needs assessment and Board state assessments review is available at District Office, 603 Broad St., Colony, Kansas 66015 on the district website and will be available at this hearing.



The Amount of 2025 Tax to be Levied and Expenditures (published below) establish the maximum limits of the 2025-2026 Budget. The 'Est. Tax Rate' (column 7), shown for comparative purposes, is subject to slight change depending on final assessed valuation.

| | Code 99 Line | 2023-2024 Actual | | 2024-2025 Actual | | 2025-2026 Proposed Budget | | |
|---------------------------------------|--------------------|-------------------------------|-------------------------------|-------------------------------|-------------------------------|---------------------------------|--|-----------------------------|
| | | Actual Expenditures (1) | Actual Tax Rate* (2) | Actual Expenditures (3) | Actual Tax Rate* (4) | Budgeted Expenditures (5) | Amount of 2025 Tax to be Levied (6) | Est. Tax Rate* (7) |
| OPERATING | | | | | | | | |
| General | 06 | 2,842,282 | 20.000 | 3,073,666 | 20.000 | 3,289,222 | 454,486 | 20.000 |
| Supplemental General (LOB) | 08 | 814,000 | 17.170 | 769,000 | 17.958 | 769,000 | 482,058 | 17.904 |
| SPECIAL REVENUE | | | | | | | | |
| Federal Funds | 07 | 225,654 | | 92,049 | | 75,442 | | |
| Adult Education | 10 | 0 | 0.000 | 0 | 0.000 | 0 | 0 | 0.000 |
| Preschool-Aged At-Risk | 11 | 66,184 | | 92,122 | | 104,562 | | |
| Adult Supplemental Education | 12 | 0 | | 0 | | 0 | | |
| At-Risk Education Fund | 13 | 391,124 | | 553,713 | | 588,424 | | |
| Bilingual Education | 14 | 2,035 | | 850 | | 1,069 | | |
| Virtual Education | 15 | 6,500 | | 6,500 | | 16,500 | | |
| Capital Outlay | 16 | 308,878 | 0.000 | 454,350 | 0.000 | 968,848 | 0 | 0.000 |
| Driver Training | 18 | 4,153 | | 3,771 | | 11,746 | | |
| Declining Enrollment | 19 | 0 | 0.000 | 0 | 0.000 | 0 | 0 | 0.000 |
| Extraordinary School Program | 22 | 0 | | 0 | | 0 | | |
| Food Service | 24 | 251,790 | | 192,517 | | 341,194 | | |
| Professional Development | 26 | 21,874 | | 28,200 | | 31,470 | | |
| Parent Education Program | 28 | 0 | | 0 | | 12,000 | | |
| Summer School | 29 | 0 | | 0 | | 0 | | |
| Special Education | 30 | 488,541 | | 512,480 | | 694,257 | | |
| Cost of Living | 33 | 0 | 0.000 | 0 | 0.000 | 0 | 0 | 0.000 |
| Career and Postsecondary Education | 34 | 237,463 | | 215,741 | | 232,083 | | |
| Gifts and Grants | 35 | 211,796 | | 325,624 | | 198,156 | | |
| Special Liability Expense Fund | 42 | 0 | 0.000 | 0 | 0.000 | 0 | 0 | 0.000 |
| Extraordinary Growth Facilities | 45 | 0 | 0.000 | 0 | 0.000 | 0 | 0 | 0.000 |
| Special Reserve Fund | 47 | 0 | | 0 | | | | |
| KPERs Special Retirement Contribution | 51 | 235,962 | | 228,769 | | 269,661 | | |
| Contingency Reserve | 53 | 0 | | 0 | | | | |
| Textbook & Student Material Revolving | 55 | 24,099 | | 26,449 | | | | |
| Activity Fund | 56 | 11,387 | | 13,389 | | | | |
| DEBT SERVICE | | | | | | | | |
| Bond and Interest #1 | 62 | 0 | 0.000 | 274,340 | 15.996 | 249,410 | 430,790 | 16.000 |
| Bond and Interest #2 | 63 | 0 | 0.000 | 0 | 0.000 | 0 | 0 | 0.000 |
| No-Fund Warrant | 66 | 0 | 0.000 | 0 | 0.000 | 0 | 0 | 0.000 |
| Special Assessment | 67 | 0 | 0.000 | 0 | 0.000 | 0 | 0 | 0.000 |
| Temporary Note | 68 | 0 | 0.000 | 0 | 0.000 | 0 | 0 | 0.000 |
| COOPERATIVES¹ | | | | | | | | |
| Special Education | 78 | 0 | | 0 | | 0 | | |
| TOTAL USD EXPENDITURES | 100 | 6,143,722 | 37.170 | 6,863,530 | 53.954 | 7,853,044 | 1,367,334 | 53.904 |
| Less: Transfers | 105 | 1,567,678 | | 1,775,418 | | 1,422,823 | | |
| NET USD EXPENDITURES | 110 | 4,576,044 | | 5,088,112 | | 6,430,221 | | |
| TOTAL USD TAXES LEVIED | 115 | 956,910 | | 1,302,246 | | 1,367,334 | | |

1. Sponsoring District Only

*Tax Rates are expressed in Mills

Notice of Hearing 2025-2026 Budget

| | | 2023-2024 Actual | | 2024-2025 Actual | | 2025-2026 Proposed Budget | | |
|---|--------------------|---|-------------------------------|-------------------------------|-------------------------------|---------------------------------|--|-----------------------------|
| | Code 99 Line | Actual Expenditures (1) | Actual Tax Rate* (2) | Actual Expenditures (3) | Actual Tax Rate* (4) | Budgeted Expenditures (5) | Amount of 2025 Tax to be Levied (6) | Est. Tax Rate* (7) |
| OTHER | | | | | | | | |
| Historical Museum | 80 | 0 | 0.000 | 0 | 0.000 | 0 | 0 | 0.000 |
| Public Library Board | 82 | 0 | 0.000 | 0 | 0.000 | 0 | 0 | 0.000 |
| Public Library Board Employee Benefits | 83 | 0 | 0.000 | 0 | 0.000 | 0 | 0 | 0.000 |
| Recreation Commission | 84 | 0 | 0.000 | 0 | 0.000 | 0 | 0 | 0.000 |
| Rec Comm Emp Benefits & Spec Liab | 86 | 0 | 0.000 | 0 | 0.000 | 0 | 0 | 0.000 |
| TOTAL OTHER | 120 | 0 | 0.000 | 0 | 0.000 | 0 | 0 | 0.000 |
| TOTAL TAXES LEVIED | 125 | \$956,910 | | \$1,302,246 | | \$1,367,334 | | |
| Assessed Valuation - General Fund | 128 | \$24,513,252 | | \$21,521,859 | | \$22,724,290 | | |
| Assessed Valuation - All Other Funds | 130 | \$27,177,927 | | \$25,676,158 | | \$26,924,780 | | |
| Assessed Valuation - Capital Outlay | 129 | \$27,177,927 | | \$25,676,158 | | \$26,924,780 | | |
| Outstanding Indebtedness, July 1 | | 2023 | | 2024 | | 2025 | | |
| General Obligation Bonds | 135 | 0 | | 5,950,000 | | 5,950,000 | | |
| Capital Outlay Bonds | 140 | 0 | | 0 | | 0 | | |
| Temporary Note | 145 | 0 | | 0 | | 0 | | |
| No-Fund Warrant | 150 | 0 | | 0 | | 0 | | |
| Lease Purchase Principal | 153 | 0 | | 0 | | 0 | | |
| TOTAL USD DEBT | 155 | 0 | | 5,950,000 | | 5,950,000 | | |
| *Tax Rates are expressed in Mills | | | | | | | | |
|  | |  | | | | | | |
| Board President | | Clerk of the Board | | | | | | |

Exceeding Revenue Neutral for the 2025-2026 School Year


The governing body of Unified School District 479 will meet on the 8th day of September 2025 at 6:40 PM at 603 E. Broad St., Colony, KS 66015 for the purpose of hearing and answering objections of taxpayers relating to the proposed use of all funds and the amount of tax to be levied. Detailed budget information, including budget profile, is available at District Office, 603 Broad St., Colony, Kansas 66015 and will be available at this hearing.

Revenue Neutral


| | 2024-2025 | | Revenue Neutral Taxes | Revenue Neutral Tax Rate | 2025-2026 | |
|--|------------------------|-----------------------|--------------------------|--------------------------------|-----------------------------------|----------------------|
| | Actual Taxes Levied | Actual Tax Rate | | | Proposed Taxes to be Levied | Proposed Tax Rate |
| General | \$430,437 | 20.000 | \$430,444 | 18.942 | \$454,486 | 20.000 |
| ALL OTHER FUNDS | | | | | | |
| Supplemental General (LOB) | \$461,093 | 17.958 | \$461,087 | 17.125 | \$482,058 | 17.904 |
| Adult Education | \$0 | 0.000 | | | \$0 | 0.000 |
| Capital Outlay | \$0 | 0.000 | | | \$0 | 0.000 |
| Cost of Living | \$0 | 0.000 | | | \$0 | 0.000 |
| Special Liability Expense Fund | \$0 | 0.000 | | | \$0 | 0.000 |
| Extraordinary Growth Facilities | \$0 | 0.000 | | | \$0 | 0.000 |
| Bond and Interest #1 | \$410,716 | 15.996 | \$410,711 | 15.254 | \$430,790 | 16.000 |
| Bond and Interest #2 | \$0 | 0.000 | | | \$0 | 0.000 |
| No-Fund Warrant | \$0 | 0.000 | | | \$0 | 0.000 |
| Special Assessment | \$0 | 0.000 | | | \$0 | 0.000 |
| Temporary Note | \$0 | 0.000 | | | \$0 | 0.000 |
| Historical Museum | \$0 | 0.000 | | | \$0 | 0.000 |
| Public Library Board | \$0 | 0.000 | | | \$0 | 0.000 |
| Public Library Board Employee Benefits | \$0 | 0.000 | | | \$0 | 0.000 |

Revenue Neutral Calculation

| | | | | | | |
|---|-------------|--------|-------------|--------|-------------|--------|
| Total Taxes Levied Including General Fund | \$1,302,246 | 53.954 | \$1,302,242 | 51.321 | \$1,367,334 | 53.904 |
| Total Taxes Levied Excluding General Fund | \$871,809 | 33.954 | \$871,798 | 32.379 | \$912,848 | 33.904 |



Board President



Clerk of the Board